

Standard Analytics



Contents

Standard Analytics

Supply Chain General Analytics

Target Subscription Level	4
Verification Status by Compliance Level	4
Head Office Geomap	4
By Standard	4
By Requirement	4
Section Status Change	4
Verification Status Expiration	4
Verification Status Expiration by Requirement	4
Insurance Expiration by Type	4
SSIP Expiration	4
Org Unit Comparison	4

COVID-19 Supply Chain & COVID-19 Supply Industry

Overview	5
Financial Challenges	5
Mitigation	5
Suspended Operations	5
Suspended Operations Main Trade	5
Suspended Operations 2	5
Site Operating Procedures	5
Government Assistance 1 & 2	5
Remote Working	5
Supply Chain 1,2 & 3	5

CSR (Corporate Social Responsibility)

Modern Slavery Supply Chain	6
Modern Slavery Policy	6
Diversity Policy	6
Minimum Wage	6
Social Enterprise	6
ISO14001	6
Anti-Bribery and Corruption	6

Project Analysis

Geomap of Supplier Projects	7
Retained Spend by Tier and Distance	7
Compliance by Tier	7

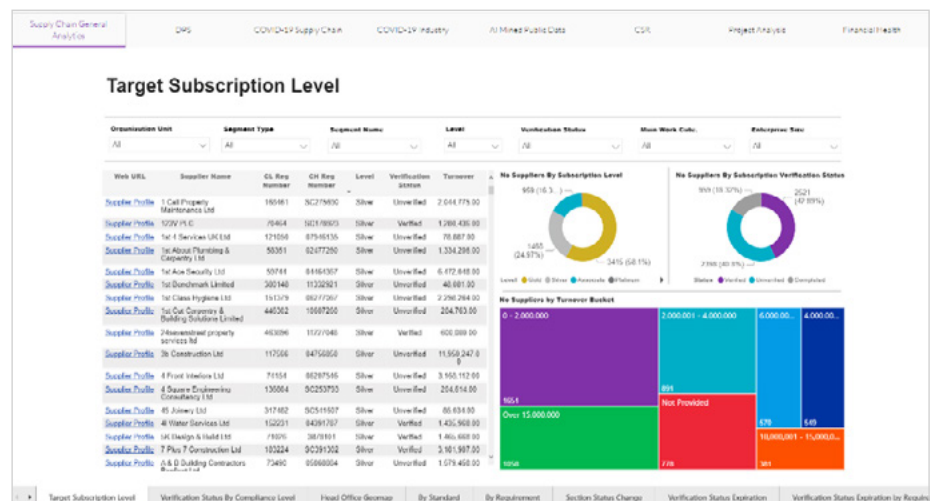
This guide is an overview of the analytics that you will get as standard. There are some more analytics that are not mentioned in this guide, details of these can be found in the **Advanced Analytics** guide.

Our powerful Analytics application is the area of our platform that combines the data in Constructionline, along with publicly available data, to give you and your business a wide range of insights into your supply chain. To access analytics, you need to select the analytics app on the left-hand side menu. If you do not yet have this application available, please contact us.

The areas that this guide will cover are:

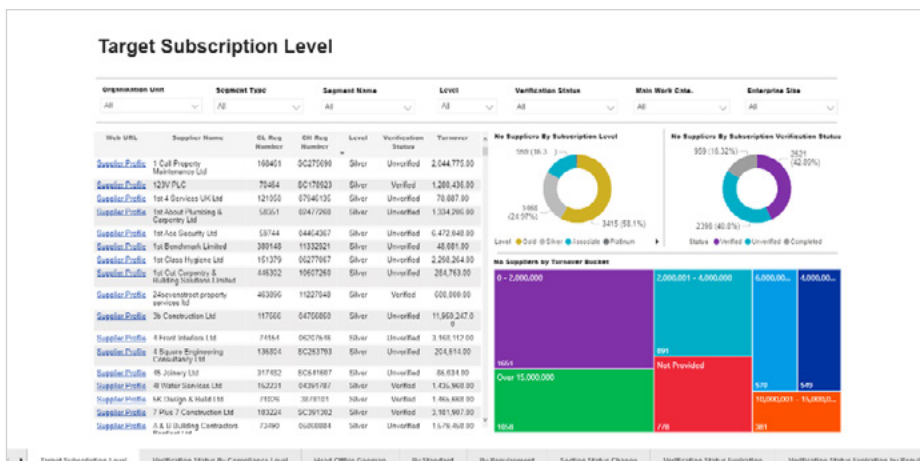
- 1. Supply Chain General Analytics:** This covers the analytics relating to your supply chain and the status of the levels, verification and expiration of the suppliers.
- 2. COVID-19:** This is broken into two parts, the responses to the COVID-19 question set in your supply chain and within the Constructionline platform in general. Analytics in this area covers answers on various questions such as financial impact, site operating procedures and governmental assistance.
- 3. CSR:** This section surfaces answers on key topics within the question set relating to Corporate Social Responsibility, this includes environmental, modern slavery etc.
- 4. Project Analysis:** This shows analysis of projects, this includes details of geo map of suppliers and spend in the local area.

Once you are within the analytics app, you will see tabs along the top and along the bottom of the page. The tabs at the top separate out all the various areas that have access to report on, including the supply chain reports and COVID-19 Questionnaire responses. Along the bottom of the page then shows you all the reports available within that section.



Supply Chain General Analytics

This part of analytics will give an overview of the status of your supply chain or sub-section, depending on the filter criteria applied. This will show you the detail of the supply chain, broken down by subscription level, verification status, location, verification by requirement and standard as well as details on any upcoming expiration.

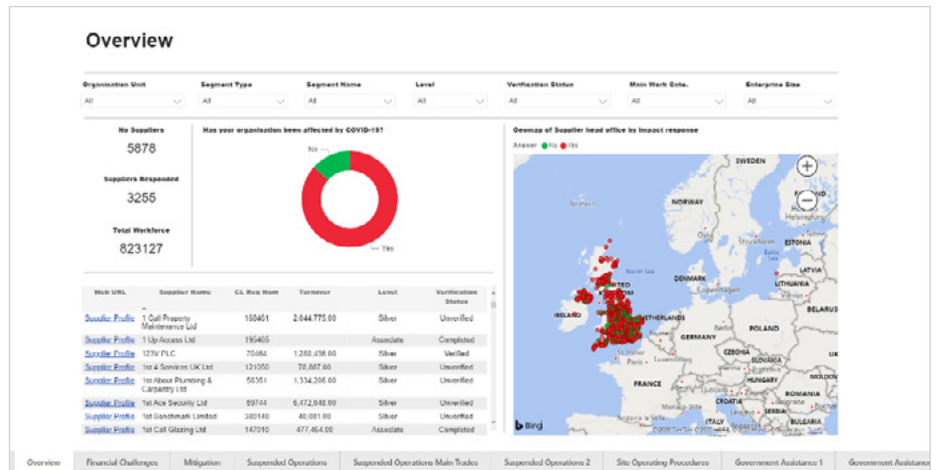


This part of analytics as the following sections:

1. **Target Subscription Level:** This shows a breakdown of the supply chain by subscription level, i.e. the level the supplier signed up for. Further filters will show the verification and turnover of the suppliers. Note: The verification status in this section shows the verification for the level that supplier has signed up for e.g. Gold, in some cases these suppliers may be verified to a lower level e.g. Silver.
2. **Verification Status by Compliance Level:** This shows the verification for each level from Bronze through to platinum. In this report if a supplier is Gold, this report lists them under both the Silver and Gold section, the verification for each will be shown in the relevant section.
3. **Head Office Geomap:** This report will show on a map, the head office for the suppliers in the selected supply chain.
4. **By Standard:** This shows the verification for each standard, for example Identity, Financial, Insurances and Health and Safety.
5. **By Requirement:** This shows the verification for each requirement, for example branch offices, area of operation, director details etc.
6. **Section Status Change:** This shows the detail of any changes to your supply chain. This information that you would previously have been sent through notifications.
7. **Verification Status Expiration:** This shows the supplier's upcoming expiration.
8. **Verification Status Expiration by Requirement:** This shows the supplier's upcoming expiration with the ability to filter by requirement, if for example you want to see whether a particular section is due to expire e.g. insurances.
9. **Insurance Expiration by Type:** This will show upcoming expiration by type of insurance. This gives the option to filter by type of insurance, e.g. Public Liability Insurance.
10. **SSIP Expiration:** This will show the upcoming expiration for SSIP. This gives the option to filter by SSIP provider.
11. **Org Unit Comparison:** This shows comparison across divisions within your organisation, by subscription level and verification. Note: If your organisation does not have multiple divisions, this report will not be applicable.

COVID-19 Supply Chain & COVID-19 Supply Industry

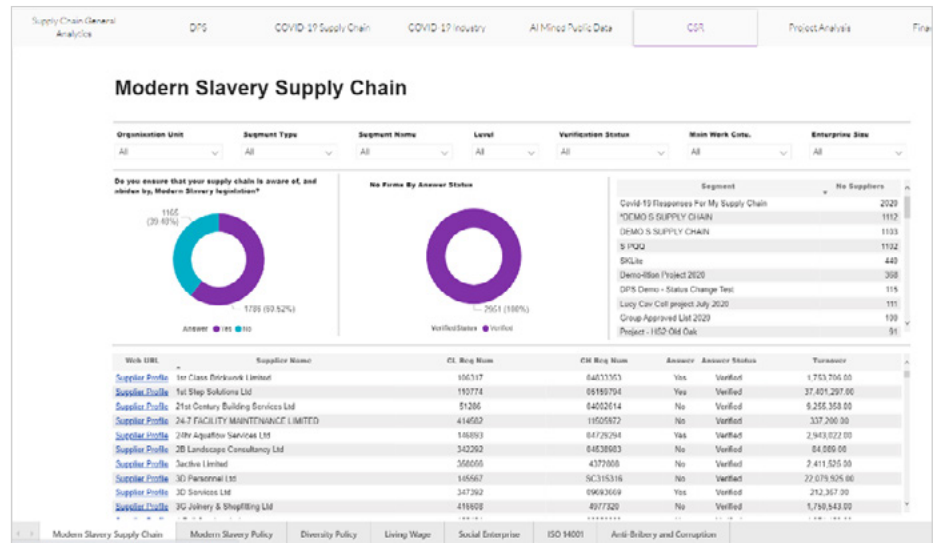
These two parts of analytics show the summary of answers to the COVID-19 question set, both for your supply chain and overall.



- 1. Overview:** This shows an overview of those organisation that stated whether they were impacted by the COVID-19 outbreak with geomap.
- 2. Financial Challenges:** This shows whether the suppliers expect whether they will have significant financial difficulties this year as a result of the outbreak, along with what support they would like from buyers.
- 3. Mitigation:** This shows whether suppliers have in place measures to manage the impact of the outbreak along with what measures they put in place.
- 4. Suspended Operations:** This shows whether the supplier had suspended their operations, the impact of that suspension and the trades impacted.
- 5. Suspended Operations Main Trade:** This shows by main trade, whether suppliers have suspended their operations.
- 6. Suspended Operations 2:** This shows the reason for suspension along with the trend over time.
- 7. Site Operating Procedures:** This shows those suppliers adopting the site operating procedures.
- 8. Government Assistance 1 & 2:** This shows the types of potential support and the supplier's responses.
- 9. Remote Working:** Whether suppliers are working remotely and the impact of doing this.
- 10. Supply Chain 1,2 & 3:** This shows the suppliers plans to mitigate disruption and adoption of site operation procedures within their own supply chain.

CSR (Corporate Social Responsibility)

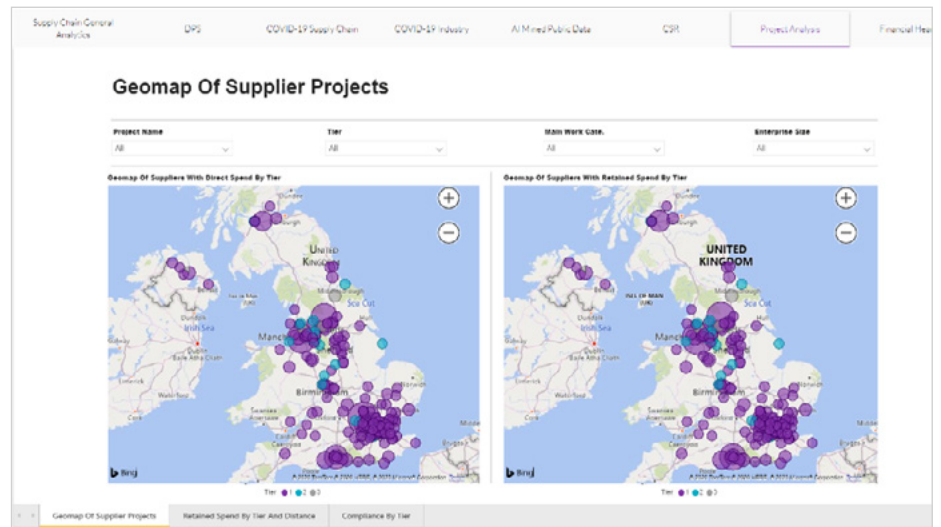
This section takes some of the CSR themes and exposes the answers provided by suppliers on them. In this section, both the response is captured along with the verification status of that question. This can be used to identify those suppliers that answered questions in a certain way.



- 1. Modern Slavery Supply Chain:** This shows responses to the question “Do you ensure that your supply chain is aware of and abides by modern slavery policy?” and shows verification status.
- 2. Modern Slavery Policy:** This shows responses to the question “Do you have an anti-slavery and human trafficking statement” and shows verification status.
- 3. Diversity Policy:** This shows responses to the question “O1-Q10-2 Making guidance or policy documents concerning how the organisation embeds equality and diversity available to employees/sub-contractors, recognised trade unions or other representative groups of employees?”
- 4. Minimum Wage:** This shows responses to question “Please can you confirm that you pay your staff at least the legal minimum wage?”
- 5. Social Enterprise:** This shows which organisations are categorised as social enterprises.
- 6. ISO14001:** This shows responses to question “O2-Q1 Do you hold a valid BS EN ISO 14001 (or equivalent) issued by a UKAS or equivalent accredited certification body or a valid EMAS certificate?” and verification status.
- 7. Anti-Bribery and Corruption:** This shows responses to question “Do you have an anti-bribery and corruption policy?”

Project Analysis

This section shows analysis on projects including details on spend down the tiers in the supply chain. Much of this part of analytics requires spend data to be included, please talk with your account manager if this is something that you would like to do.



- 1. Geomap of Supplier Projects:** This shows details of spend in the supply chain for all or selected projects down the tiers. This also shows the retained spend i.e. spend that was retained in the area.
- 2. Retained Spend by Tier and Distance:** This gives a breakdown of the spend, distance and tiers within the supply chain for that project.
- 3. Compliance by Tier:** This shows detail of the verification status down the supply chain tiers for a project.